

TopCon

Bi-Facial
565Wp-650Wp



Glass
To
Glass



30 Years
Performance
Warranty



12 Years
Manufacturing
Warranty

5 GW

Manufacturing
Facility



Best in class
thermal coefficients



Sustain heavy
snow & wind loads



Highest
commercial
gains



Split junction
box improve
heat dissipation



Increase
shade
tolerance

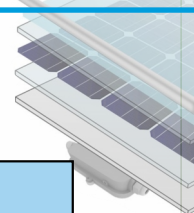


Highest
reliability

Corporate Head Office
F27, Amravati MIDC Area,
Express Highway NH 06,
Amravati 444607, Maharashtra.


+91-9146019185
+ 0721-2520922
info@eceindia.com

Corporate Sales Office
2nd Floor, Navle Icon,
Ambegaon, Pune-411046



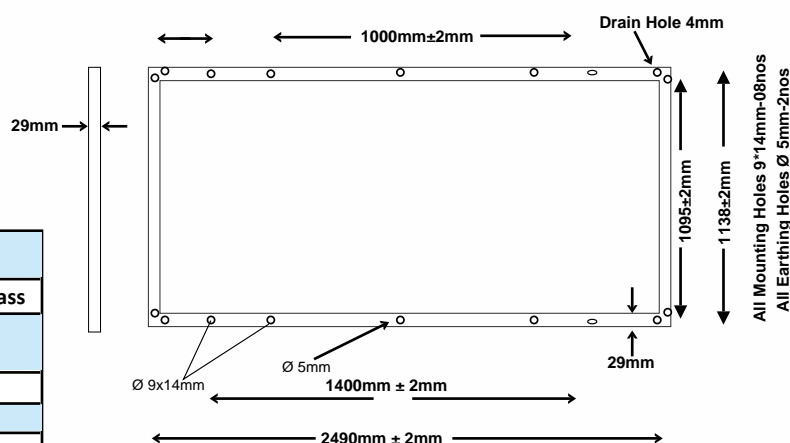
Specifications	ECE156T650
Power (Pm) in Watts (nominal)	650±2%
Open Circuit Voltage (Voc) in Volts	56.39
Short Circuit Current (Isc) in Amps	14.03
Voltage at Max Power (Vmp) in Volts	48.98
Current at Max Power (Imp) in Amps	13.35
Module Fill Factor (%)	82.61
Module Efficiency (%)	23.07
Maximum System Voltage (Vdc)	1500V
Solar Cells per Module (Units)	156 Half cut Cells
Max Series Fuse Rating in Amps	30

* All electrical parameters specified at STC: 25°C cell temperature; 1000W/ M² irradiance; AM 1.5

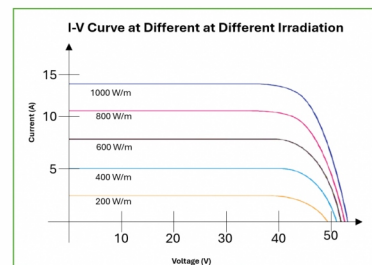
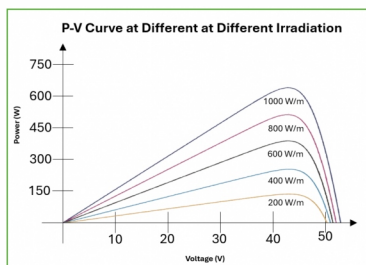


Mechanical Details

Solar Cells Type	Half cut TopCon
Solar Glass Front & Back	2mm Tempered ARC Coated Glass
Length (L)x Width(W) x Height(T)	2490mm x 1138mm x 29mm
Area	2.83 Sqm
Mounting Hole Pitch (Y)	Y1= 1400mm, Y2=1000mm
Mounting Hole Pitch (X)	1095 ± 2 mm
Mounting hole size	9mm*14mm(± 2 mm)
Weight	≈ 34.25
Internal Circuit Connection	Copper Ribbon
Frame	Silver (more than 15 micron) Anodized Aluminium
Cells Encapsulant	Front side : POE/EPE Back Side : EPE
Junction Box (Model Type & current Rating)	IP68 Split JB
Connectors	MC4 Compatible
Mechanical Load Condition	Sustain heavy Wind & Snow loads (2400Pa & 5400Pa or 550kg/m ² Maximum diameter of 24mm with hail impact of 83
Cable Length	0.4 Meter



Temperature Coefficients	
Tc of Open Circuit Voltage (β)	-0.02681%/°C±0.02
Tc of Short Circuit Current (α)	0.0469%/°C±0.01
Tc of Power (γ)	-0.3218%/°C±0.02
NOCT	44±2°C



Bi-Facial output - (Back side gain @ STC)		650
15%	Nominal Maximum Power (Pmax) Wp	747.50
	Module efficiency %	26.38
20%	Nominal Maximum Power (Pmax) Wp	780.00
	Module efficiency %	27.53
25%	Nominal Maximum Power (Pmax) Wp	812.50
	Module efficiency %	28.67

Linear Performance Warranty

